




17

INSTITUCIÓN DEPARTAMENTAL DE DEPORTE Y RECREACIÓN DE JINDIO  
EJECUCIÓN PRESUPUESTAL DE INGRESOS  
Periodo desde Enero hasta Junio 2020

| Codigo | Rubro   | Inicial       | Adiciones     | Reducciones | Modificaciones | Definitivo    | Ingresos Per  | Ingresos Netos | Por Ingresar  |
|--------|---|---------------|---------------|-------------|----------------|---------------|---------------|----------------|---------------|
| 1      | INGRESOS  | 4.027.880.239 | 1.440.368.938 | 184.707.356 | 1.255.661.582  | 5.283.541.821 | 4.329.504.033 | 4.329.504.033  | 954.037.787   |
| 11     | INGRESOS CORRIENTES                                     | 3.997.880.239 | 0             | 184.707.356 | -184.707.356   | 3.813.172.883 | 2.876.106.898 | 2.876.106.898  | 937.065.985   |
| 111    | INGRESOS NO TRIBUTARIOS                                 | 3.000.000     | 0             | 0           | 0              | 3.000.000     | 0             | 0              | 3.000.000     |
| 1111   | OTRAS RENTAS  | 3.000.000     | 0             | 0           | 0              | 3.000.000     | 0             | 0              | 3.000.000     |
| 111101 | OTRAS RENTAS  | 3.000.000     | 0             | 0           | 0              | 3.000.000     | 0             | 0              | 3.000.000     |
| 112    | TRANSFERENCIAS DE CAPITAL                               | 3.994.880.239 | 0             | 184.707.356 | -184.707.356   | 3.810.172.883 | 2.669.022.307 | 2.669.022.307  | 1.141.150.576 |
| 1121   | TRANSFERENCIAS DEPARTAMENTALES                          | 3.994.880.239 | 0             | 184.707.356 | -184.707.356   | 3.810.172.883 | 2.669.022.307 | 2.669.022.307  | 1.141.150.576 |
| 112103 | APORTES DEL DEPARTAMENTO                                | 821.316.151   | 0             | 108.490.424 | -108.490.424   | 712.825.727   | 522.387.520   | 522.387.520    | 190.438.207   |
| 112105 | CIGARRILLO NACIONAL Y EXTRANJERO 30% MUNICIPIOS         | 723.418.430   | 0             | 0           | 0              | 723.418.430   | 572.028.096   | 572.028.096    | 151.390.334   |
| 112106 | CIGARRILLOS NACIONALES Y EXTRANJEROS 70% FUNCIONAMIENTO | 1.687.976.338 | 0             | 0           | 0              | 1.687.976.338 | 1.334.732.224 | 1.334.732.224  | 353.244.114   |
| 112107 | IPOCONSUMO  | 205.124.310   | 0             | 20.512.431  | -20.512.431    | 184.611.879   | 106.013.549   | 106.013.549    | 78.598.330    |
| 112108 | MONOPOLIO DEPORTE 3% LEY 1816 DE 2016                   | 557.045.010   | 0             | 55.704.501  | -55.704.501    | 501.340.509   | 133.860.917   | 133.860.917    | 367.479.592   |
| 113    | APORTES DE LA NACION                                    | 0             | 0             | 0           | 0              | 0             | 207.084.591   | 207.084.591    | -207.084.591  |
| 1131   | MINISTERIO DEL DEPORTE                                  | 0             | 0             | 0           | 0              | 0             | 207.084.591   | 207.084.591    | -207.084.591  |
| 113101 | MINISTERIO DEL DEPORTE CONVENIOS                        | 0             | 0             | 0           | 0              | 0             | 207.084.591   | 207.084.591    | -207.084.591  |
| 12     | RECURSOS DE CAPITAL                                     | 30.000.000    | 1.440.368.938 | 0           | 1.440.368.938  | 1.470.368.938 | 1.453.397.136 | 1.453.397.136  | 16.971.802    |
| 123    | RENDIMIENTOS FINANCIEROS                                | 30.000.000    | 0             | 0           | 0              | 30.000.000    | 13.028.198    | 13.028.198     | 16.971.802    |
| 1231   | RENDIMIENTOS FINANCIEROS                                | 30.000.000    | 0             | 0           | 0              | 30.000.000    | 13.028.198    | 13.028.198     | 16.971.802    |
| 124    | RECURSOS DEL BALANCE                                    | 0             | 1.440.368.938 | 0           | 1.440.368.938  | 1.440.368.938 | 1.440.368.938 | 1.440.368.938  | 0             |
| 1241   | TRANSFERENCIAS DEL DEPARTAMENTO                         | 0             | 1.440.368.938 | 0           | 1.440.368.938  | 1.440.368.938 | 1.440.368.938 | 1.440.368.938  | 0             |
| 124103 | CIGARRILLO NACIONAL Y EXTRANJERO 30% MUNICIPIOS         | 0             | 348.605.598   | 0           | 348.605.598    | 348.605.598   | 348.605.598   | 348.605.598    | 0             |
| 124104 | CIGARRILLOS NACIONALES Y EXTRANJEROS 70% FUNCIONAMIENTO | 0             | 913.558.600   | 0           | 913.558.600    | 913.558.600   | 913.558.600   | 913.558.600    | 0             |
| 124106 | APORTES DEL DEPARTAMENTO 1% ICLD                        | 0             | 38.959.738    | 0           | 38.959.738     | 38.959.738    | 38.959.738    | 38.959.738     | 0             |
| 124111 | MONOPOLIO   | 0             | 70.097.994    | 0           | 70.097.994     | 70.097.994    | 70.097.994    | 70.097.994     | 0             |
| 124112 | IPOCONSUMO  | 0             | 23.454.045    | 0           | 23.454.045     | 23.454.045    | 23.454.045    | 23.454.045     | 0             |
| 124113 | RENDIMIENTOS FINANCIEROS 2019                           | 0             | 18.733.896    | 0           | 18.733.896     | 18.733.896    | 18.733.896    | 18.733.896     | 0             |
| 124114 | RECURSOS DEL BALANCE IPOCONSUMO                         | 0             | 1.440.769     | 0           | 1.440.769      | 1.440.769     | 1.440.769     | 1.440.769      | 0             |
| 124115 | RECURSOS DEL BALANCE 1% ICLD APORTES DEPARTAMENTO 2019  | 0             | 4.974.260     | 0           | 4.974.260      | 4.974.260     | 4.974.260     | 4.974.260      | 0             |
| 124116 | RECURSOS DEL BALANCE CIGARRILLOS 70%                    | 0             | 10.490.816    | 0           | 10.490.816     | 10.490.816    | 10.490.816    | 10.490.816     | 0             |
| 124117 | RECURSOS DEL BALANCE MONOPOLIO 2018                     | 0             | 2.525.593     | 0           | 2.525.593      | 2.525.593     | 2.525.593     | 2.525.593      | 0             |
| 124118 | RECURSOS DEL BALANCE SUPERAVIT DEPARTAMENTO             | 0             | 7.527.628     | 0           | 7.527.628      | 7.527.628     | 7.527.628     | 7.527.628      | 0             |

  
Fernando Augusto Paneso Zuluaga  
Gerente General

  
Orfa María Ruiz Agudelo  
Jefe administrativa y financiera

  
María Ludbia Arias Giraldo  
Profesional universitaria